



001: How to Play the CoachVille Game Card

(Essential guide for first time players)

CoachVille.com



A **POWER UP** is an activity where you listen to an audio, read something or do an exercise and then share your insights.



001: How To Play the CoachVille Game Card.

Essential information for first time players.

The Game Card is the hub of everything happening at CoachVille; this is how the TEAM stays connected while we play our big game out in the world.



Share

WHAT TO SHARE: After reading this article and/or listening to the audio, Share a few thoughts about what intrigues you about participating with TEAM CoachVille.

Overview

Quick Outline for First Time Players

Like any learning campus, you need to invest a few minutes to “find your way around”. We want you to feel right at home so you can participate fully and enjoy the vibrant TEAM CoachVille community.

This document is a quick tutorial on how to participate with the CV Game Platform. FUN!

1. **Share** with intent to inspire
2. **Comment** to create belonging
3. **(YIM)** You Inspire Me points
4. 4 types of **game elements**: Power Up, Game Action, Big Win, Bonus Play
5. **Facebook** Amplify
6. **Badges & Levels**

Simply Brilliant!

001: How To Play the CoachVille Game Card

Powered by www.CoachVille.com | © 2018 CoachVille LLC. Share with attribution.


7. Highlights
8. Upload pictures
9. 10 big reasons to **ROCK the Game Card Lifestyle**

NOTE: after reading this guide, if you need a little more support in finding your way around the TEAM CoachVille Member Site or Game Card, our member services team will be delighted to show you around on a phone call.

1) Share

The primary activity on the CV Game Platform is sharing!
Sharing is an act of generosity... sharing ideas, insights, experiences all contribute to the CV community. Share with the intention to inspire the other players!

This graphic shows you what a game card element looks like.



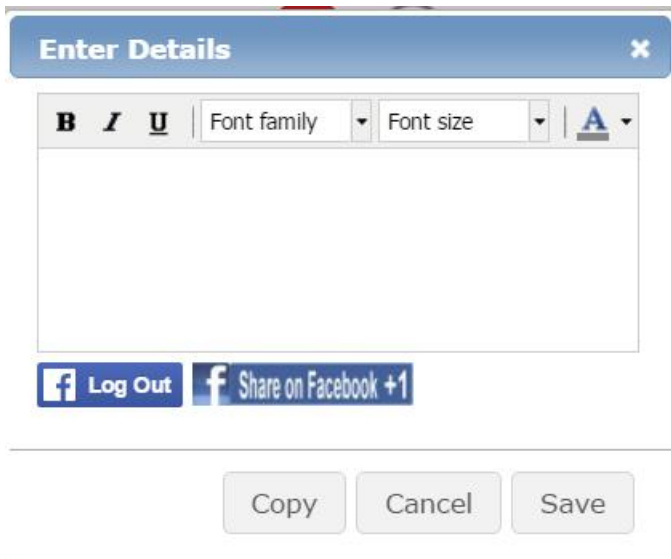
After you click on the Share Button, you will see a share box like this.

Type your thoughts into the box. You can use colors and font sizes to spice it up if you want to. Then click SAVE.

Simply Brilliant!

001: How To Play the CoachVille Game Card

Powered by www.CoachVille.com | © 2018 CoachVille LLC. Share with attribution.



AFTER YOU CLICK SAVE

Look at the right side of your screen for messages. These pop up on a random basis whenever you share. They indicate if you won a prize or bonus activities.

2) Comment

Read the shares of your fellow players and comment on them. There are 2 big reasons to do this.

- 1) When you read the insights of others – and see other perspectives - you multiply your learning depth and speed.
- 2) When you comment the other player realizes that what they say matters... this builds an experience of belonging and vulnerability: essential for deep learning.



Comment

There are two places where you can comment

1) The Game Board

The Game Board is where you go to see the most recent shares and comments by all players in the game.

Simply Brilliant!

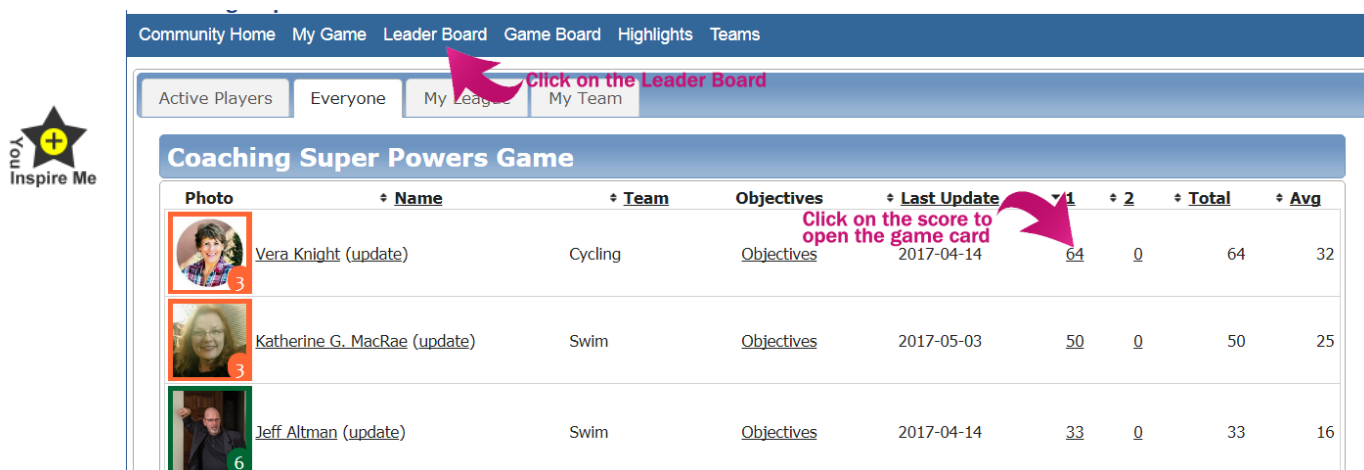
001: How To Play the CoachVille Game Card

Powered by www.CoachVille.com | © 2018 CoachVille LLC. Share with attribution.



2) On an individual Game card

The Leaderboard is where you go to see all of the players in the game and their score. Go to the Leaderboard to find the player you want to read.



Then add your comments to the Gamecard



3) (YIM) You Inspire Me points

When someone really inspires you...

You can let them know by giving them a "You Inspire Me" point (YIM).

Simply Brilliant!

001: How To Play the CoachVille Game Card

Powered by www.CoachVille.com | © 2018 CoachVille LLC. Share with attribution.

When you do this, they get a bonus point and YOU get a bonus point.

When you start a game you are given a “bank account” of YIM to give away.
As you play by sharing and commenting you can win more YIM to give away.

You give YIM the same two ways as commenting except you use the YIM icon.

1) On the Game Board

Game Board - Basic Coaching Super Powers 2017-05-24

I just **Listened** to coaching **Session #5** with Player Maile. My takeaway is...

Justine Cochrane 2017-06-16 10:07am

Critical Moments and Role Play

1) Read what the player shared

2) Click on YIM icon

I think changing the usual time of this call led to a critical moment for Maile today. Usually they meet on Tuesday - but this week they moved it to Monday. This led to Maile talking about feeling reactive, which lead to a great conversation around play language and language patterns.

Power Pattern of “Completely Available” (as she is in her business game when she’s in the studio) was discussed, Coach Dave asked how it would feel to bring that to all the games in Maile’s life and the growth that is available there.

Note: if your YIM bank account is 0, then you will not see the YIM icon on the Game Board.

2) On the players Game Card

Power Ups Game Actions Big Wins Recent Badges

Power Ups

1) Read what the player shared

2) Click on YIM icon

Justine Cochrane
Level 3
Total Points: 518
Basic Coaching Super Powers
2017-05-24
Start Date: 2017-06-14
End Date: 2017-07-04

I just **re-READ** the Basic Coaching Playbook **CHAPTER 2 and Session 5 Prep**. My takeaway is...

Complete the exercise for 2 points

2017-06-16 09:23am
Chapter 5 - Notes from Reading Business Super Theme: Lead Coach Approach Leaders inspire purpose-based creative action by everyone on the team. Question: What are the differences between actions to ...

“One way to become a BIG player on TEAM CoachVille is to share with the intention to inspire” - Coach Dave

3) How to find your current Bank Account of YIM points to give...

Step 1) go to your game card

Simply Brilliant!

001: How To Play the CoachVille Game Card

Powered by www.CoachVille.com | © 2018 CoachVille LLC. Share with attribution.

Basic Coaching Super Powers - 2017-05-24 - 14:00 EST

Program Home My Game Leader Board Game Board Highlights Teams

Basic Coaching Super Powers 2017-05-24 - Dave Buck, MCC

Game Card	Total Score
Basic Coaching-Game 1	3
Basic Coaching-Game 2	0
	3

1) Click on My Game


2) Click on the game card link

Step 2) Click on the Badges Tab

Basic Coaching-Game 1

1) Click on Badges

2) See your YIM account




Dave Buck, MCC
Level 7
Total Points: 2357
Basic Coaching Super Powers
2017-05-24
Start Date: 2017-05-24
End Date: 2017-06-14


[Explain This](#)

Power Ups Game Actions Recent Badges Add Elements


Resources
You Inspire Me: You have 5 remaining out of 8
Highlight: You have 3 remaining out of 3



Partner
Level 0
Total: 12
Next Level: 20



Game Changer
Level 1
Total: 37
Next Level: 50



Study
Level 1
Total: 26
Next Level: 40

Step 3) Add to your YIM Bank Account

This part of the game is a bit like playing a slot machine... kind of fun.

Every time you share something or comment on another players' card, it is like pulling a slot machine lever... you have a random chance to win a few YIM. So if you run out of YIM, start commenting and soon you will win more.

Watch the notes on the right side of the screen for the details.

4) 4 types of game elements and 3 other items

Simply Brilliant!






001: How To Play the CoachVille Game Card

Powered by www.CoachVille.com | © 2018 CoachVille LLC. Share with attribution.

Page 7

The Teal Bar on the game card is how you find your way to each of the game card elements.

Power Ups Game Actions Big Wins Bonus Play Partner Recent Badges


	<p>A POWER UP is a learning activity or exercise where you read something or listen to an audio and then share your insights.</p>
	<p>A GAME ACTION is when you do something in the world and SHARE about what happened.</p> <p>In most games this involves engaging with another person in some way. This also includes creativity, exploration and experimentation. Then you SHARE about the experience of play.</p>
	<p>A BIG WIN is when you get a desired result in the world by taking action.</p> <p>In most games happens when you a positive result or experience while engaging with another person.</p>
	<p>BONUS PLAY: You win BONUS PLAY items on your game card on a random basis.</p> <p>They give you the opportunity to do an extra activity for bonus points.</p> <p>When you win one, you must click the “commit” button or it will disappear from your game card in 24 hours; so look out for them as you play.</p>
	<p>PARTNER Points: In the game there are several ways that you can share about CoachVille with people in your life: via email and Facebook.</p> <p>When they click on your link or join CV you earn points in the game!</p>
	<p>RECENT This shows the 10 most recent things that you shared</p>

Simply Brilliant!

001: How To Play the CoachVille Game Card

Powered by www.CoachVille.com | © 2018 CoachVille LLC. Share with attribution.

Page 8

	BADGES This page shows your current status in earning game badges
---	---

5) Facebook Amplify and Partner Points



Under the share box you will see the “Facebook “Login” button or “Share On Facebook” button. Copy what you shared and paste it into the FB share box.

4 “Really Good Things” will happen when you do!

- 1) When you share on Facebook you earn +1 Bonus point in your total score.
- 2) You have a random chance for a Score Multiplier – Very Fun.
- 3) You spread the word about your Coaching Pursuit and our TEAM CoachVille Movement (Together In Pursuit of Humanity Playing Better)
- 4) When your FB friends click on the post they will learn about TEAM CoachVille and you will earn valuable “Partner Points”. ALL GOOD.

This is what it looks like when you earn Partner Points!

Power Ups Game Actions Big Wins Bonus Play Partner Recent Badges			
Date	Event	Points	
03/03/2017	Allen Barlo signed up	5	1) Click on your Partner Button
03/03/2017	Your Facebook post was clicked	1	
03/03/2017	Your invitation link was clicked	1	2) It will display the names of your friends who become CoachVille members!
03/03/2017	Your Facebook post was clicked	1	
03/03/2017	Paula Johnstone signed up	5	

[Here is the separate playbook for the Facebook AMPLIFY feature!](#)

Simply Brilliant!

001: How To Play the CoachVille Game Card

Powered by www.CoachVille.com | © 2018 CoachVille LLC. Share with attribution.

6) Badges & Levels

Badges represent different areas of activity within the game.

Every element in the game has a badge associated with it.

As you play you earn points toward the badges. It's a fun way to track where you are putting your attention. And you get a fun message when you earn the next level for a badge. ;-)

Basic Coaching-Game 1

The screenshot shows the CoachVille interface. On the left is a user profile for Dave Buck, MCC, Level 7, with a total of 2357 points. A pink arrow points to the level number '7' with the text '2) This is a badge & status'. Below the profile is a link 'Explain This'. On the right is a navigation bar with 'Power Ups', 'Game Actions', 'Recent', 'Badges', and 'Add Elements'. A pink arrow points to the 'Badges' tab with the text '1) Click on Badges'. Below the navigation bar is a 'Resources' section with two items: 'You Inspire Me: You have 5 remaining out of 8' and 'Highlight: You have 3 remaining out of 3'. Below this are three badge cards: 'Partner' (Level 0, Total: 12, Next Level: 20), 'Game Changer' (Level 1, Total: 37, Next Level: 50), and 'Study' (Level 1, Total: 26, Next Level: 40). A pink arrow points to the 'Game Changer' badge with the text '3) This is your current level'.

As you play the games within the CoachVille community and school all of your points are accumulated. As you earn points you move up in levels of “esteem” within the CoachVille Membership. It’s all about tracking and rewarding active engagement and participation.

7) Highlights



Highlight

Highlight: When you share something in the game you have the option to make it a Highlight Reel item by clicking on the Highlight Icon.

When you do this, what you shared will appear on the big CoachVille highlight board where it can be seen by all CV members.

When you make a highlight, you have the opportunity to win bonus points in the game or a score multiplier.

Simply Brilliant!

001: How To Play the CoachVille Game Card

Powered by www.CoachVille.com | © 2018 CoachVille LLC. Share with attribution.

Page 10

real coaching. pure fun.

CoachVille™

Click on the Highlights Icon
EVERYONE PLAYS BETTER WITH A GREAT COACH

Home
 Register
 Programs
 Calendar
 Groups
 Games
 Badges
 Member Search
 Profile
 Leader Boards
 Highlights

Highlights ➔ Big Insights. Big Results.

From all CoachVille Games

[Edit Header](#)

CLASS 4 QUESTION: : Here is my understanding of coaching mistake "reactive" and how i can avoid emotional entanglements with my players...

Brendalyn King 2017-06-27 01:36am

Being complete is the access to freedom. As coaches, we must examine our emotional insecurities, ones that will tangle up with our players' should they mention something remotely triggering. Doing the inner work required to coach is necessary to avoid letting your desire to help proceed your ability to be whole.

Your share appears on the BIG highlight Board that all CV Members can see.

“I Check out the CoachVille Member Highlights Board any time I need inspiration. I highly recommend it.”
– Coach Dave

8) Upload pictures



Upload: When you see this icon you can upload a picture to enhance what you have shared.

9) 10 Big Reasons to Rock The Game Card Lifestyle

1) **You are insanely busy.** When you give of your time – time that you don’t even have - to contribute to your community, you are a hero. Your community needs heroes. It is as simple and powerful as that.

Simply Brilliant!

001: How To Play the CoachVille Game Card

Powered by www.CoachVille.com | © 2018 CoachVille LLC. Share with attribution.

Page 11

2) Sharing consistently activates a part of your brain that accelerates learning from successes so you get better results much faster. You also avoid repeating mistakes; which is a good thing.

3) Sharing about your experiences in writing reveals powerful insights that would otherwise remain hidden. In other words, **you CREATE and LEARN while you are writing**. For example if you are facing a challenge and you type into your game card: “The perfection of this situation is...” FLASH! Insight.

4) Learning from others – by reading their game cards - accelerates your path to mastery because you amplify your own learning experiences.

5) Sharing your insights in a way that contributes value to others in the community boosts your experience of your own value; receiving external feedback from others creates a **MEGA boost of belonging and self-worth** (something we ALL need a lot more of!)

6) KNOWING that you are part of a learning community – rather than operating in isolation- boosts your overall feeling of goodwill. Feeling goodwill keeps you operating in the BIG part of your brain where you are creative, while feeling alone keeps you in the smaller/ animal part of your brain where you are reactive. “Isolation is the dream killer” – Barbara Sher

7) Your Game Card is a place to go to remember what you have accomplished in the recent past. This is a significant self-worth boost; When your self-worth is high you take more positive risks which leads to faster learning and better results.

8) Accelerate your bounce back time! Having a place to go to be reminded of your own objectives and see a written recap of what you have learned and accomplished recently helps you bounce back from disappointment and course-correct very quickly as well. This minimizes or eliminates time lost due to feeling lost or down about what you are doing; which over time greatly accelerates your path to success.

9) Clear your mind for creativity! Sharing in writing about your game activities at some point every day has the tremendous effect of clearing your mind. This then releases bandwidth being used to “remember” to be used for creativity. AWESOME! It frees up your mind to start the new day with a new game.

10) Long term awesomeness! You can come back and review these game cards at any time in the future when you need a boost and to see how far you have traveled on the path to mastery.

Simply Brilliant!

001: How To Play the CoachVille Game Card

Powered by www.CoachVille.com | © 2018 CoachVille LLC. Share with attribution.

Page 12